

CHARLES COUNTY PUBLIC SCHOOLS

# ESOL Literacy Grade 9 Learning Packet



# Vocabulary Practice

## Directions:



EXAMINE

Look at the picture and **identify** the vocabulary Words.



Practice saying each vocabulary word **3** times.




WRITE

Practice using the new words by writing **3 sentences**. Here are some sentences you can Use!



I see a \_\_\_\_\_. I like the \_\_\_\_\_. Do you see the  
\_\_\_\_\_?

There is a \_\_\_\_\_. I do not like the \_\_\_\_\_. The \_\_\_\_\_ is  
\_\_\_\_\_.




Animals



duck



bird



fish



dog



cat

1. \_\_\_\_\_

2. \_\_\_\_\_

3. \_\_\_\_\_



### Books



illustrator



picture



author



pages




title


1. \_\_\_\_\_

2. \_\_\_\_\_

3. \_\_\_\_\_



### Landforms




lake



river



mountain



map



forest

1. \_\_\_\_\_

2. \_\_\_\_\_

3. \_\_\_\_\_



### Places



hospital



library



restaurant



post office




fire station

1. \_\_\_\_\_

2. \_\_\_\_\_

3. \_\_\_\_\_



### Things That Go



truck



train



airplane



bus




car

1. \_\_\_\_\_

2. \_\_\_\_\_

3. \_\_\_\_\_



### Weather



cloud




rain



sun




wind



snow

1. \_\_\_\_\_
2. \_\_\_\_\_
3. \_\_\_\_\_





Wild Animals



lizard



spider



snake



bug




butterfly

1. \_\_\_\_\_

2. \_\_\_\_\_

3. \_\_\_\_\_




### Things on a Playground



bench



swing



ball



trash can



tree

1. \_\_\_\_\_

2. \_\_\_\_\_

3. \_\_\_\_\_

Name \_\_\_\_\_

## River Otters Table of Contents

Section 1: Homes for a River Otter	2
Section 2: Moving Around	6
Section 3: Hungry Otters	10
Glossary	14
Index	16



**Strategy:** Use these words to talk about text features in an informational text:

<i>table of contents</i>	<i>image</i>
<i>title</i>	<i>map</i>
<i>heading</i>	<i>caption</i>
<i>glossary</i>	<i>index</i>

### Glossary

**burrow** a passage in the ground made by an animal for a place to live

**carnivore** an animal that eats meat

**crayfish** small freshwater animals that are similar to lobsters

**den** the shelter of a wild animal

**ecosystem** all the living things in a specific area

### Index

#### F

family, 5  
food, 10, 12  
form, 7

#### H

home, 2–3, 5

### Section 1: Homes for a River Otter

#### Where are the River Otters?

Scientists believe that over 100,000 river otters live in North America. No matter what area they live in, they build their **dens** in water.



*The colored area shows where river otters live in North America.*

#### Make a Home

The best home for a river otter is by a river, lake, or swamp. River otters make a **burrow** near the edge of the water with many tunnels to and from the water.



2

Name \_\_\_\_\_

## Comprehension Questions

Use the text features in "River Otters" to answer each question.

---

1. What does the map show?

The map shows \_\_\_\_\_  
\_\_\_\_\_

2. What is the title of the next section after "Homes for a River Otter"?

The next section is titled \_\_\_\_\_  
\_\_\_\_\_

3. What is the definition of the word *carnivore*?

\_\_\_\_\_  
\_\_\_\_\_

4. On what page should you look for more information about an otter's family?

\_\_\_\_\_  
\_\_\_\_\_

Name \_\_\_\_\_

Read "The Importance of Bees." Then answer the questions.

## The Importance of Bees

by Nadia Kader

[1] Bees make honey. Many people love this sweet treat. But bees are important for another reason. People need bees to help grow food.

[2] Bees pollinate plants. They take pollen from one plant to another. Plants need pollen to make fruits and flowers. Without seeds from the fruits and flowers, new plants cannot grow. Bees help apples grow. They help nuts grow. They help lemons and grapes grow, too.

[3] We need bees. They help us grow many favorite fruits and vegetables.

1. What is the author's topic?

The author's topic is \_\_\_\_\_

2. What important words does the author use over and over?

The author uses the words \_\_\_\_\_

\_\_\_\_\_

3. What is the main idea of the text?

The main idea is \_\_\_\_\_

\_\_\_\_\_

\_\_\_\_\_